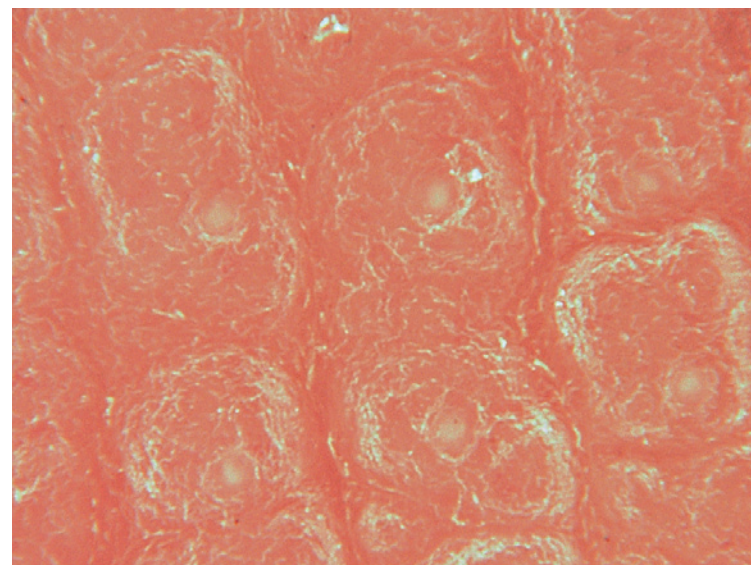



Cosmetic

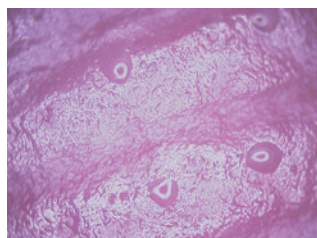
3D Digital Microscope




The most advanced inspection and analysis tool - now dedicated to hair and skin!

01 Applications

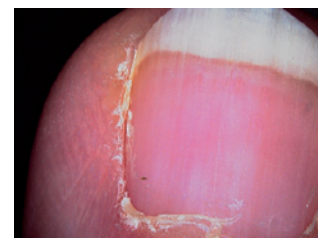
Powerful and portable, the complete solution for skin and hair analysis!



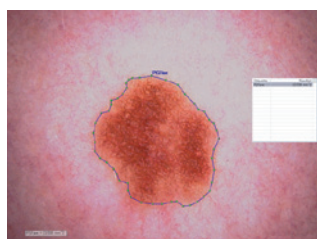
Sweat at 250x



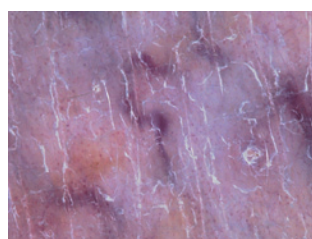
Skin at 50x



Thumbnail at 20x




Measurements on spot at 20x




Rosacea at 40x




Blood vessels at 400x



Skin cells 3D profiling at 1400x



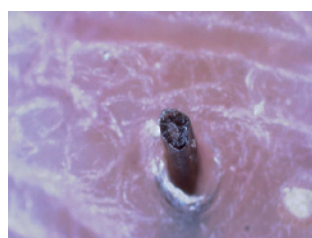
Hair at 4200x




Hair 3D profiling at 4200x



Beard at 40x



Beard hair after shaving at 400x



Measurements on beard at 60x

Fast and accurate results for inspections in contact or in 3D!

The cosmetics research is getting more advanced and transparent. The results of the effects from a cosmetic product must be accurate, fast and easy to get.

With the new all-in-one 3D digital microscope KH-7700 from Hirox, only a few seconds are needed from the start of the inspection, to the measurements, up to the report printing!

With the new «pola-contact» adapter for the cosmetics, any body parts can be inspected in contact, without skin reflection, simply by moving the camera on the skin or hair.

And by using a motorized stand, you can quickly generate 3D profiles on hair, eyelashes, and skin mold with a magnification up to 7000x with 250 nanometers steps in the Z axis.


02 Features

All the best ingredients
for the perfect tool!

Thanks to the new **high definition color CCD**, the high magnification lenses, the powerful «sun light» like illumination and the user friendly software, **the inspection has never been easier !**

With an integrated 160 GB hard drive, 6 USB ports, CD and DVD burner or LAN connection, you can **instantly start using and sharing the results** of your work.

The new software also integrates a unique 2D and 3D panorama function creating images up to 100 million pixels, ideal for **printing high quality reports or for marketing purpose!**



Hirox KH-7700 with high magnification lens and motorized stand for hair inspection in 3D

What makes the KH-7700 so unique?

1. Portable All-in-One system
2. Full HD CCD camera with high resolution screen
3. High quality lenses from 1x up to 7000x
4. Lens Adapter in Contact with Polarization filter
5. 2D/3D panorama stitching up to 100 Million pixels
6. Measurements in 2D incl. width, angle, area, radius
7. Measurements in 3D incl. profiling, height, volume, roughness
8. 360 degree rotational inspection of an object with our patented rotary head
9. Detect and Compare differences between two images
10. Create and print Easy reports

03 Configuration

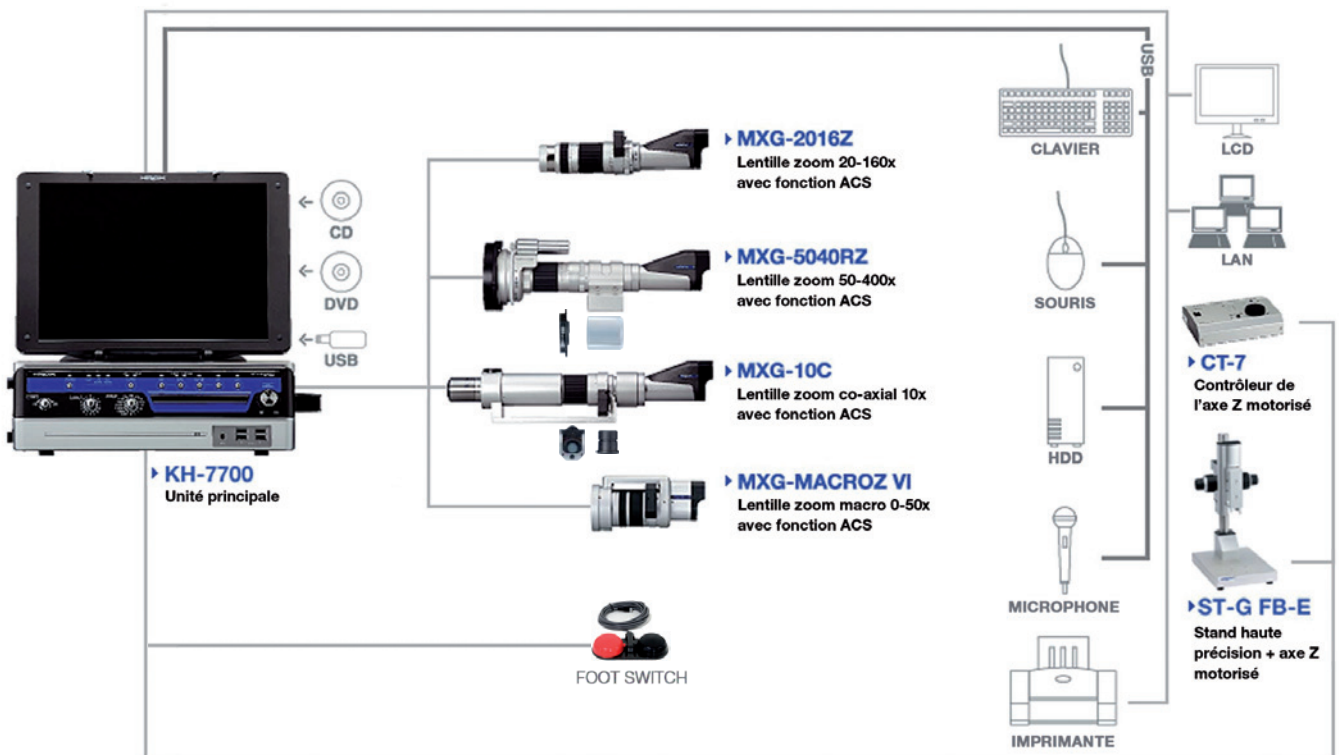
Select the optimal configuration for your needs

An extensive combination of lenses and adapters as well as the connectivity of peripheral devices (such as a footswitch for image capture) makes it easy to **build customized configuration**.

Also, thanks to **special adapters dedicated to cosmetics**, such as contact and polarizing adapters, every detail can be perfectly identified, controlled and measured.

Hirox microscopes are installed in many R&D facilities and QC departments to analyze the **3D surface characterizations of hair and skin**, or packaging in the cosmetics industry.

Here is an example of configuration for the inspection of skin in contact and 3D profiling of hair:



Don't hesitate to contact us now for a demonstration of the Hirox 3D Digital Video Microscope in your facility! Discover which unique features fits your needs with the help of our experts!

HIROX
EUROPE

<http://www.hirox-europe.com>

Tel : +33 (0)426 250 340
Fax: +33 (0)426 236 813
Email : info@hirox-europe.com

Contact